

Dulux Wash & Wear 101 Gloss

NZ_DD02046

Part A	52G04912
---------------	----------






Description
Wash&Wear 101 Barrier Technology creates a hard wearing acrylic finish that allows you to wipe away most common marks, scuffs and stains with a wet cloth. With Wash&Wear your walls will look freshly painted for years. Dulux Wash & Wear 101 Gloss is low odour and low VOC.

Features
<ul style="list-style-type: none"> • Water Based • Withstands wear & tear • Mark & stain resistant • Easy to keep clean

Benefits
<ul style="list-style-type: none"> • Easy application, quick drying • Keeps your walls looking freshly painted for years • Reduces cleaning frequency • Most common marks can be removed with a soft wet cloth

Uses
Wash&Wear 101 Gloss can be used as an alternative to enamels for all interior walls, doors, and trim.

Performance Guide			
Weather	Not recommended for exterior use.	Heat Resistance	Up to 70C
Water	Suitable for use in wet areas.	Solvent	Sensitive to aromatic hydrocarbons and alcohols.
Abrasion	Good wet and dry burnish resistance.		

Typical Properties																											
Gloss Level	65 - 70 at 60 degree viewing angle	Thinner	water																								
Dulux Colour Base	VIVID WHITE																										
Components	1	Number Of Coats	2																								
Toxicity	Lead free. Dry film is non-toxic.	V.O.C. Level	55																								
Meets GBCA VOC Requirement?	Yes. Total Volatile Organic Content (TVOC) values are calculated in accordance to the stated methodology within Green Star Technical Manuals. The TVOC content is theoretically calculated as the sum total of the known VOC values of the product's raw material components. These materials include the base paint plus additional low VOC tinters required for non-factory packaged colours.	Touch Dry	30 Minutes																								
Clean Up	 Water																										
Application Method	 Air Spray  Airless Spray  Brush  Roller																										
Application Conditions	<table border="0" style="width: 100%;"> <tr> <td style="text-align: center;">Solids By Volume</td> <td style="text-align: center;">36</td> <td></td> <td></td> </tr> <tr> <td></td> <td style="text-align: center;">Min</td> <td style="text-align: center;">Max</td> <td style="text-align: center;">Recommended</td> </tr> <tr> <td>Wet Film Per Coat (microns)</td> <td></td> <td></td> <td style="text-align: center;">61</td> </tr> <tr> <td>Dry Film Per Coat (microns)</td> <td></td> <td></td> <td style="text-align: center;">22</td> </tr> <tr> <td>Recoat Time (min)</td> <td style="text-align: center;">2 hours</td> <td style="text-align: center;">Indefinite</td> <td style="text-align: center;">2 Hours</td> </tr> <tr> <td>Theoretical Spread Rate (m²/L)</td> <td></td> <td></td> <td style="text-align: center;">16</td> </tr> </table>			Solids By Volume	36				Min	Max	Recommended	Wet Film Per Coat (microns)			61	Dry Film Per Coat (microns)			22	Recoat Time (min)	2 hours	Indefinite	2 Hours	Theoretical Spread Rate (m²/L)			16
Solids By Volume	36																										
	Min	Max	Recommended																								
Wet Film Per Coat (microns)			61																								
Dry Film Per Coat (microns)			22																								
Recoat Time (min)	2 hours	Indefinite	2 Hours																								
Theoretical Spread Rate (m²/L)			16																								

Application Guide	
Surface Preparation	<ul style="list-style-type: none"> PREVIOUSLY PAINTED SURFACES Wash down with sugar soap and rinse with clean water to remove any dirt, oil, or grease. Scrape and sand down any loose, peeling and flaking paint. Fill any cracks or holes with a suitable filler. Sand gloss and semi gloss finishes to allow a sound surface before top coating. Dust off. Apply one coat of Dulux Prepcoat Acrylic Sealer Undercoat or Dulux 1 Step Water Based to any areas which have been repaired or which have an uneven gloss. BARE PAPERFACED WALLBOARD, CEMENT, BRICK Brush down to remove all surface dust. Apply one coat of Dulux Prepcoat Acrylic Sealer Undercoat or Dulux 1 Step Water Based. BARE INTERIOR TIMBER Sand smooth. Dust off. Apply one coat of Dulux 1 Step Water Based. BARE SET PLASTER, FIBROUS PLASTER, PLASTERGLASS Brush down to remove any surface dust. Apply one coat of Dulux 1 Step Oil Based. For best results on bare set plaster and powdery surfaces apply one coat of Dulux Sealer Binder.
Application Procedure And Equipment	<ul style="list-style-type: none"> Brush, roller, conventional and airless spray. BRUSH/ROLLER Use medium nap roller (10 - 18mm). Pre-wet brushes and roller with water before commencing application. Avoid excessive brushing or rolling back into the paint which has been drying for more than 3 minutes. Thinning is not usually required. Under hot conditions application can be eased by thinning it up to 50mL water per litre and slightly dampening the surface. Apply two coats of Wash & Wear 101 Gloss ensuring that the first coat is completely dry before applying the second. Note, using poor quality or worn rollers can affect the final finish achieved. Some colours may require more than 2 coats, especially when painting over dark colours. AIRLESS/CONVENTIONAL SPRAY Suitable for application by all standard spray equipment. If necessary, to aid atomisation, up to 100 ml per litre of water may be added for conventional spray or up to 30 ml per litre of water for airless spray. Use 0.015" to 0.017" spray tip at approximate pressure of 2200 - 2600 PSI.

Health And Safety			
MSDS Number	DLX001038	Using Safety Precautions	For detailed information refer to the product label and the current Safety Data Sheet available through Dulux Sales and Customer Service offices.
MSDS Link	https://go.lupinsys.com/duluxgroup/harms/public/materials/bd6e29f630a2150402fa98794e1e435d-published/individual		
Health Effects	Splashes to the eye may cause eye irritation. When spraying, inhalation of mists may produce respiratory irritation.	Protective Equipment	Wear eye protection and when spraying wear a suitable mask.
Disposal	Do not contaminate stormwater with product or product washings. Do not pour product down the drain. Unwanted product should be brushed out on newspaper, allowed to dry and then disposed of via domestic waste collection. Empty containers should be left open in a well ventilated area to dry out. When dry, recycle the container via recycling programmes. Disposal of empty paint containers via recycling programmes may differ between local authorities. Check with your local council first.		
In the case of emergency, please call 0800 734 607			

Precautions And Limitations
<p>Do not paint at temperatures below 10 °C or when the temperature of surface may fall below 10 °C during the drying period.</p> <p>Do not paint if Relative Humidity is above 85% or if temperature is within 3°C of Dew Point.</p> <p>Avoid exposure to steam and condensation for at least 48 hours after application.</p> <p>Although the film is dry to touch in 30 minutes, Dulux Wash & Wear 101 Gloss will reach its full mark resistance after one week. The surface can then be cleaned with a soft wet cloth. For more stubborn stains, use a wet cloth and cleaner such as Ajax Spray n' Wipe®.</p> <p>Note: Some colours may require more than two coats to achieve full coverage, especially when painting over dark colours.</p>

Transport And Storage			
Pack A	52G04912		
Size	Weight		
4 Litre	4.9 Kg		
1 Litre	1.2 Kg		
Flash Point	NA	UN Number	NA
Dangerous Goods Class	NA	Package Group	NA

Disclaimer

Dulux, Selleys and Other marks followed by ® are registered trademarks. Marks followed by the symbol of ™ are trademarks.

The data provided within the Duspec system is correct at the time of publication, however it is the responsibility of those using this information to check that it is current prior to specifying or using any of these coating/product systems.

DISCLAIMER: Any advice, recommendation, information, assistance or service provided by any of the divisions of DuluxGroup (New Zealand) Pty Ltd or its related entities (collectively, DuluxGroup) in relation to goods manufactured by it or their use and application is given in good faith and is believed by DuluxGroup to be appropriate and reliable. However, any advice, recommendation, information, assistance or service provided by DuluxGroup is provided without liability or responsibility PROVIDED THAT the foregoing shall not exclude, limit, restrict or modify the right entitlements and remedies conferred upon any person or the liabilities imposed upon DuluxGroup by any condition or warranty implied by Commonwealth, State or Territory Act or ordinance void or prohibiting such exclusion limitation or modification. Coating/product systems can be expected to perform as indicated on the Duspec Spec Sheet so long as applications and application procedures of the individual products are followed as recommended on the appropriate Product data Sheet. "DuluxGroup" "Dulux" "Selleys" "Berger" "Berger Gold Label" "Hadrian" "Walpamur" "Levene" "Acratex" and Other marks followed by ® are registered trademarks. Marks followed by the symbol ™ are trademarks.

Please note that this document is only valid for 60 days from the date of issue.

DuluxGroup (New Zealand) Pty Ltd 150 Hutt Park Road NZ ACN 133 404 118