

Dulux Wash & Wear 101 +Plus Kitchen & Bathroom Low Sheen

NZ_DD02048

Part A	52A04912
Approvals	Environmental Choice

Description

Wash&Wear +PLUS Kitchen & Bathroom has been developed to withstand humid or damp environments. Wash&Wear +Plus Kitchen & Bathroom contains 101 Barrier Technology so you can wipe away most marks with a wet cloth, meaning your walls will look freshly painted for years.

DULUX Wash&Wear +PLUS Kitchen & Bathroom is low VOC (<16g per litre) and contains Mouldshield® Technology. DULUX Wash&Wear +PLUS Kitchen & Bathroom is guaranteed against mould growth for 10 years. The special anti-bacterial formula actively inhibits bacteria from multiplying on the paint surface in accordance with JIS Z2 801; an internationally recognised antimicrobial testing method.

- Features**
- Water Based
 - Ideal for rooms with high humidity or condensation
 - Withstands frequent cleaning
 - Low VOC & low odour
 - Contains Mouldshield® Technology

- Benefits**
- Easy application & quick drying
 - Use in kitchens, bathrooms, and laundries.
 - Keeps your walls looking freshly painted for years.
 - Almost no paint smells
 - Inhibits mould and bacterial growth on the painted surface






Uses

DULUX Wash&Wear +PLUS Kitchen & Bathroom Low Sheen is ideal for all walls and ceilings in humid or damp rooms.

The Dulux 10 Year Guarantee: Dulux Wash&Wear +Plus Kitchen & Bathroom is guaranteed for 10 years against mould growth as long as Dulux Wash&Wear +Plus Kitchen & Bathroom is applied in accordance with the instructions for use. If mould growth occurs within 10 years of application we'll replace the paint free of charge to rectify the affected areas. This warranty is limited and excludes all labour and other charges.

Performance Guide

Weather	Designed for interior use only.	Heat Resistance	Softens and sticks to other painted surfaces over 70 °C
Water	Suitable for use in wet areas.	Solvent	Sensitive to aromatic hydrocarbons and alcohols.
Abrasion	Good wet and dry burnish resistance and stain removal.		

Typical Properties																											
Gloss Level	5 - 10 at 60 degrees	Thinner	Water																								
Colour	Machine tinted to a wide range of colours off white base.																										
Dulux Colour Base	VIVID WHITE																										
Components	1	Number Of Coats	2																								
Toxicity	Lead free. Dry film is non-toxic	V.O.C. Level	<16g/L																								
Meets GBCA VOC Requirement?	Yes. Total Volatile Organic Content (TVOC) values are calculated in accordance to the stated methodology within Green Star Technical Manuals. The TVOC content is theoretically calculated as the sum total of the known VOC values of the product's raw material components. These materials include the base paint plus additional low VOC tinter required for non-factory packaged colours.	Touch Dry	30 Minutes																								
Clean Up	 Water																										
Clean Up Description	Clean all equipment with water																										
Application Method	 Air Spray  Airless Spray  Brush  Roller																										
Application Conditions	<table border="0" style="width: 100%;"> <tr> <td style="text-align: right;">Solids By Volume</td> <td style="text-align: center;">43</td> <td></td> <td></td> </tr> <tr> <td></td> <td style="text-align: center;">Min</td> <td style="text-align: center;">Max</td> <td style="text-align: center;">Recommended</td> </tr> <tr> <td style="text-align: right;">Wet Film Per Coat (microns)</td> <td></td> <td></td> <td style="text-align: center;">63</td> </tr> <tr> <td style="text-align: right;">Dry Film Per Coat (microns)</td> <td></td> <td></td> <td style="text-align: center;">25</td> </tr> <tr> <td style="text-align: right;">Recoat Time (min)</td> <td style="text-align: center;">2 Hours</td> <td style="text-align: center;">Indefinite</td> <td style="text-align: center;">2 Hours</td> </tr> <tr> <td style="text-align: right;">Theoretical Spread Rate (m²/L)</td> <td></td> <td></td> <td style="text-align: center;">16</td> </tr> </table>			Solids By Volume	43				Min	Max	Recommended	Wet Film Per Coat (microns)			63	Dry Film Per Coat (microns)			25	Recoat Time (min)	2 Hours	Indefinite	2 Hours	Theoretical Spread Rate (m ² /L)			16
Solids By Volume	43																										
	Min	Max	Recommended																								
Wet Film Per Coat (microns)			63																								
Dry Film Per Coat (microns)			25																								
Recoat Time (min)	2 Hours	Indefinite	2 Hours																								
Theoretical Spread Rate (m ² /L)			16																								

Application Guide

<p>Surface Preparation</p>	<ul style="list-style-type: none"> PREVIOUSLY PAINTED SURFACES <p>All surfaces must be thoroughly cleaned and free of all loose dirt, dust, grease, loose or flaking paint, and loose surface plaster. Existing mould must be treated prior to painting. Remove mould with Selleys® Rapid Mould Killer™ or by scrubbing with a scouring pad and bleach solution (1 part bleach to 3 parts water) - use gloves and goggles. Leave solution on the surface for 15 minutes then wash with clean water and wipe dry. Several applications may be necessary to remove stubborn mould blooms. Scrape and sand down any loose, peeling and flaking paint. Fill any cracks or holes with a suitable filler. Sand gloss and semi gloss finishes to a dull flat finish to allow a sound surface before top coating. Clean with a damp cloth, and then apply one coat of Dulux 1 Step Water Based to any areas which have been repaired or which have an uneven gloss level. Areas where paint has peeled, apply 1 coat of Dulux 1 Step Water Based.</p> <p>Bare Paperfaced Wallboard, Cement, Brick: Brush down to remove any surface dust. Apply one coat of Dulux Precoat 1 Step Waterbased.</p> <p>Bare Interior Timber: Sand smooth. Dust off. Apply one coat of Dulux Precoat 1 Step Waterbased.</p> <p>Bare Set Plaster, Fibrous Plaster, Plasterglass: Brush down to remove any surface dust. Apply once coat of Dulux Precoat Sealer Binder.</p>
<p>Application Procedure And Equipment</p>	<ul style="list-style-type: none"> Brush, roller and spray. Brush, roller, conventional and airless spray. <p>BRUSH/ROLLER Use medium nap roller (8 - 12mm). Pre-wet brushes and roller with water before commencing application. Avoid excessive brushing or rolling back into the paint which has been drying for more than 3 minutes. Thinning is not usually required. Under hot conditions application can be eased by thinning with up to 50mL water per litre and slightly dampening the surface. Apply two coats of Wash & Wear +Plus Kitchen & Bathroom Low Sheen ensuring that the first coat is completely dry before applying the second. Note, using poor quality or worn rollers can affect the final finish achieved. Some colours may require more than 2 coats, especially when painting over dark colours.</p> <p>AIRLESS/CONVENTIONAL SPRAY Suitable for application by all standard spray equipment. If necessary, to aid atomisation, up to 100 ml per litre of water may be added for conventional spray or up to 30 ml per litre of water for airless spray. Use 0.015" to 0.017" spray tip at approximate pressure of 2200 - 2600 PSI.</p>

Health And Safety

<p>MSDS Number</p>	<p>DLX001119</p>		
<p>MSDS Link</p>	<p>https://go.lupinsys.com/duluxgroup/harms/public/materials/24e4d3dcf2eb9d08b725fcc0eb99430f-published/individual</p>		
<p>Health Effects</p>	<p>For detailed information refer to the product label and the current Material Safety Data Sheet available through Customer Service (0800 800 424). Splashes to the eye may cause eye irritation. When spraying, inhalation of mists may produce respiratory irritation.</p>	<p>Protective Equipment</p>	<p>Wear eye protection and when spraying wear a dust mask.</p>
<p>Other</p>	<p>In the case of emergency please call the NZ Poisons Information Centre 0800 764 766 or alternatively DuluxGroup Emergency Phonenumber 0800 734 607</p>		

In the case of emergency, please call 0800 734 607

Precautions And Limitations

Do not use at temperatures below 10 °C, or when the temperature of the surface may fall below 10 °C during the drying period. Avoid exposure to steam and condensation for 48 hours after application. Although the film is dry to touch in 30 minutes, allow 7 days for the film to fully cure before washing.

Tinted Colours: Ensure that the paint is thoroughly shaken and stirred immediately after addition of tint to the can and again before use.

Transport And Storage			
Pack A	52A04912	Shipment Name	Not dangerous goods; no special transport requirements.
Size		Weight	
1 Litre		1.4 Kg	
2 Litre		2.8Kg	
4 Litre		5.6Kg	
10 Litre		13Kg	
Flash Point	NA	UN Number	NA
Dangerous Goods Class	NA	Package Group	NA

Disclaimer

Dulux, Selleys and Other marks followed by ® are registered trademarks. Marks followed by the symbol of ™ are trademarks.

The data provided within the Duspec system is correct at the time of publication, however it is the responsibility of those using this information to check that it is current prior to specifying or using any of these coating/product systems.

DISCLAIMER: Any advice, recommendation, information, assistance or service provided by any of the divisions of DuluxGroup (New Zealand) Pty Ltd or its related entities (collectively, DuluxGroup) in relation to goods manufactured by it or their use and application is given in good faith and is believed by DuluxGroup to be appropriate and reliable. However, any advice, recommendation, information, assistance or service provided by DuluxGroup is provided without liability or responsibility PROVIDED THAT the foregoing shall not exclude, limit, restrict or modify the right entitlements and remedies conferred upon any person or the liabilities imposed upon DuluxGroup by any condition or warranty implied by Commonwealth, State or Territory Act or ordinance void or prohibiting such exclusion limitation or modification. Coating/product systems can be expected to perform as indicated on the Duspec Spec Sheet so long as applications and application procedures of the individual products are followed as recommended on the appropriate Product data Sheet. "DuluxGroup" "Dulux" "Selleys" "Berger" "Berger Gold Label" "Hadrian" "Walpamur" "Levene" "Acratex" and Other marks followed by ® are registered trademarks. Marks followed by the symbol ™ are trademarks.

Please note that this document is only valid for 60 days from the date of issue.

DuluxGroup (New Zealand) Pty Ltd 150 Hutt Park Road NZ ACN 133 404 118