

**Dulux Ceiling White +Plus Kitchen & Bathroom**

**NZ\_DD02223**

<b>Part A</b>	615D0118
<b>Approvals</b>	Environmental Choice Certified.






<b>Description</b>
DULUX Ceiling White +PLUS Kitchen & Bathroom is an advanced whole-of-home ceiling formulation with Mouldshield® protection. It is tintable to light colours and has superior opacity to provide excellent hiding power, making it perfect for the whole home.

<b>Features</b>
<ul style="list-style-type: none"> <li>• Water based</li> <li>• Flat finish</li> <li>• Excellent hiding power</li> <li>• Mould &amp; bacteria resistant formula</li> <li>• Tintable to light colours</li> </ul>

<b>Benefits</b>
<ul style="list-style-type: none"> <li>• Easy application</li> <li>• Same day recoat &amp; easy clean up</li> <li>• One coat over light colours</li> </ul>

<b>Uses</b>
DULUX White Ceiling +PLUS Kitchen & Bathroom can be used on all interior ceilings where a flat finish is required.

<b>Performance Guide</b>			
<b>Weather</b>	Not suitable for exterior application.	<b>Heat Resistance</b>	Up to 60 C
<b>Water</b>	For interior use in damp and dry areas.	<b>Solvent</b>	Poor solvent resistance.

<b>Typical Properties</b>																											
<b>Gloss Level</b>	Flat	<b>Thinner</b>	Water																								
<b>Colour</b>	White	<b>Components</b>	1																								
<b>Number Of Coats</b>	2	<b>V.O.C. Level</b>	<50 g/L																								
<b>Touch Dry</b>	20 minutes																										
<b>Clean Up</b>	 Water																										
<b>Application Method</b>	    Air Spray    Airless Spray    Brush    Roller																										
<b>Application Conditions</b>	<table border="0" style="width: 100%;"> <tr> <td style="text-align: center;"><b>Solids By Volume</b></td> <td style="text-align: center;">27</td> <td></td> <td></td> </tr> <tr> <td></td> <td style="text-align: center;"><b>Min</b></td> <td style="text-align: center;"><b>Max</b></td> <td style="text-align: center;"><b>Recommended</b></td> </tr> <tr> <td>Wet Film Per Coat (microns)</td> <td></td> <td></td> <td style="text-align: center;">83</td> </tr> <tr> <td>Dry Film Per Coat (microns)</td> <td></td> <td></td> <td style="text-align: center;">36</td> </tr> <tr> <td>Recoat Time (min)</td> <td style="text-align: center;">2 hours</td> <td style="text-align: center;">Indefinite</td> <td></td> </tr> <tr> <td>Theoretical Spread Rate (m<sup>2</sup>/L)</td> <td></td> <td></td> <td style="text-align: center;">12</td> </tr> </table>			<b>Solids By Volume</b>	27				<b>Min</b>	<b>Max</b>	<b>Recommended</b>	Wet Film Per Coat (microns)			83	Dry Film Per Coat (microns)			36	Recoat Time (min)	2 hours	Indefinite		Theoretical Spread Rate (m <sup>2</sup> /L)			12
<b>Solids By Volume</b>	27																										
	<b>Min</b>	<b>Max</b>	<b>Recommended</b>																								
Wet Film Per Coat (microns)			83																								
Dry Film Per Coat (microns)			36																								
Recoat Time (min)	2 hours	Indefinite																									
Theoretical Spread Rate (m <sup>2</sup> /L)			12																								

**Application Guide**

<b>Surface Preparation</b>	<ul style="list-style-type: none"> <li>PREVIOUSLY PAINTED SURFACES Wash down with sugar soap and rinse with clean water to remove any dirt, oil, or grease. Scrape and sand down any loose, peeling and flaking paint. Fill any cracks or holes with a suitable filler. Sand gloss and semi gloss finishes to allow a sound surface before top coating. Dust off. Apply one coat of Dulux Prepcoat Acrylic Sealer Undercoat or Dulux 1 Step Water Based to any areas which have been repaired or which have an uneven gloss.</li> <li>BARE PAPERFACED WALLBOARD, CEMENT, BRICK Brush down to remove all surface dust. Apply one coat of Dulux Prepcoat Acrylic Sealer Undercoat or Dulux 1 Step Water Based.</li> <li>BARE INTERIOR TIMBER Sand smooth. Dust off. Apply one coat of Dulux 1 Step Water Based.</li> <li>BARE SET PLASTER, FIBROUS PLASTER, PLASTERGLASS Brush down to remove any surface dust. Apply one coat of Dulux 1 Step Oil Based. For best results on bare set plaster and powdery surfaces apply one coat of Dulux Sealer Binder.</li> </ul>
<b>Application Procedure And Equipment</b>	<ul style="list-style-type: none"> <li>Brush, roller, conventional and airless spray.</li> <li>Stir contents thoroughly before and during use with a broad flat stirrer using an upward lifting action. Brush/Roller: Apply full even coats direct from container. If necessary, thin with up to 50 ml water per litre to assist application. Avoid rolling back over nearly dried sections. Airless/Conventional Spray: Suitable for application by all standard spray equipment. Up to 50 ml water per litre may be added to aid atomisation.</li> </ul>

**Health And Safety**

<b>MSDS Number</b>	DLXNZLEN002618	<b>Using Safety Precautions</b>	For detailed information refer to the product label and the current Material Safety Data Sheet available through Dulux NZ Sales and Customer Service offices.
<b>MSDS Link</b>	<a href="https://go.lupinsys.com/duluxgroup/harms/pm/6972c5a078e27f79d8a861975dbf45fc-published/attachment/nz-sds.pdf">https://go.lupinsys.com/duluxgroup/harms/pm/6972c5a078e27f79d8a861975dbf45fc-published/attachment/nz-sds.pdf</a>		
<b>Health Effects</b>	Splashes to the eye may cause eye irritation. When spraying, inhalation of mists may produce respiratory irritation.	<b>Protective Equipment</b>	Wear eye protection and when spraying wear a suitable mask.
<b>Disposal</b>	Do not contaminate stormwater with product or product washings. Do not pour product down the drain. Unwanted product should be brushed out on newspaper, allowed to dry and then disposed of via domestic waste collection. Empty containers should be left open in a well ventilated area to dry out. When dry, recycle the container via recycling programmes. Disposal of empty paint containers via recycling programmes may differ between local authorities. Check with your local council first.		

**In the case of emergency, please call 0800 734 607**

**Precautions And Limitations**

Do not exceed recommended spreading rate. Avoid exposure to steam and condensation for 48 hours after application. Although the film is dry to touch in 20 minutes, allow 7 days for the film to fully cure before lightly cleaning with a sponge wet with detergent solution. Do not paint at temperatures below 10 C or when the temperature of surface may fall below 10 C during the drying period.

**Transport And Storage**

<b>Pack A</b>	615D0118	<b>Shipment Name</b>	Not dangerous goods.; No special transport requirements.
<b>Size</b>		<b>Weight</b>	
4 Litre		5.7 Kg	
10 Litre		14.3 Kg	
<b>Flash Point</b>	NA	<b>UN Number</b>	NA
<b>Dangerous Goods Class</b>	NA	<b>Package Group</b>	NA

**Disclaimer**

Dulux, Selleys and Other marks followed by ® are registered trademarks. Marks followed by the symbol of ™ are trademarks.

The data provided within the Duspec system is correct at the time of publication, however it is the responsibility of those using this information to check that it is current prior to specifying or using any of these coating/product systems.

DISCLAIMER: Any advice, recommendation, information, assistance or service provided by any of the divisions of DuluxGroup (New Zealand) Pty Ltd or its related entities (collectively, DuluxGroup) in relation to goods manufactured by it or their use and application is given in good faith and is believed by DuluxGroup to be appropriate and reliable. However, any advice, recommendation, information, assistance or service provided by DuluxGroup is provided without liability or responsibility PROVIDED THAT the foregoing shall not exclude, limit, restrict or modify the right entitlements and remedies conferred upon any person or the liabilities imposed upon DuluxGroup by any condition or warranty implied by Commonwealth, State or Territory Act or ordinance void or prohibiting such exclusion limitation or modification. Coating/product systems can be expected to perform as indicated on the Duspec Spec Sheet so long as applications and application procedures of the individual products are followed as recommended on the appropriate Product data Sheet. "DuluxGroup" "Dulux" "Selleys" "Berger" "Berger Gold Label" "Hadrian" "Walpamur" "Levene" "Acratex" and Other marks followed by ® are registered trademarks. Marks followed by the symbol ™ are trademarks.

Please note that this document is only valid for 60 days from the date of issue.

DuluxGroup (New Zealand) Pty Ltd 150 Hutt Park Road NZ ACN 133 404 118