

**Dulux Design Theatre Black**

**NZ\_DD02373**

<b>Part A</b>	690-D0112
---------------	-----------





<b>Description</b>
Dulux Design Theatre Black is a water based interior paint with a flat black finish, ideal for feature walls, theatre rooms and areas that require minimal light reflection.

<b>Features</b>
<ul style="list-style-type: none"> <li>• Water based</li> <li>• Flat finish</li> <li>• Black colour</li> </ul>

<b>Benefits</b>
<ul style="list-style-type: none"> <li>• Hides surface imperfections</li> <li>• Minimises light reflection</li> <li>• Low odour</li> <li>• Fast drying - 2 hour recoat</li> </ul>

<b>Uses</b>
To create a flat black finish for your walls and ceilings. It is not recommended for use in high traffic areas or areas subject to frequent cleaning.

<b>Performance Guide</b>	
<b>Weather</b>	Suitable for interior only.

<b>Typical Properties</b>			
<b>Gloss Level</b>	Flat	<b>Thinner</b>	Water
<b>Colour</b>	Black	<b>Components</b>	1
<b>Number Of Coats</b>	2	<b>V.O.C. Level</b>	<5 g/L
<b>Touch Dry</b>	30 minutes (25°C, 50% RH)		
<b>Clean Up</b>	 Water		
<b>Application Method</b>	   Airless Spray    Brush    Roller		
<b>Application Conditions</b>	<b>Min</b>	<b>Max</b>	<b>Recommended</b>
<b>Wet Film Per Coat (microns)</b>			
<b>Dry Film Per Coat (microns)</b>			
<b>Recoat Time (min)</b>	2 hours	Indefinite	
<b>Theoretical Spread Rate (m<sup>2</sup>/L)</b>			16

Application Guide	
<b>Surface Preparation</b>	<ul style="list-style-type: none"> <li>PREVIOUSLY PAINTED SURFACES All surfaces must be thoroughly cleaned and free of all loose dirt, dust, grease, loose or flaking paint, and loose surface plaster. In areas where mould or mildew are present, use Dulux Prep Wash. Scrape and sand down any loose, peeling and flaking paint. Fill any cracks or holes with a suitable filler. Sand gloss and semi gloss finishes to a dull flat finish to allow a sound surface before top coating. Clean with a damp cloth, then apply one coat of Dulux 1 Step Acrylic Primer Sealer Undercoat to any areas which have been repaired or which have an uneven gloss level.</li> <li>UNPAINTED SURFACES Bare Paperfaced Plasterboard, Cement, Brick: Brush down to remove any surface dust. Apply one coat of Dulux 1 Step Acrylic Primer Sealer Undercoat. Bare Interior Timber: Sand smooth. Dust off. Apply one coat of Dulux 1 Step Acrylic Primer Sealer Undercoat. Bare Set Plaster, Fibrous Plaster, Plasterglass: Brush down to remove any surface dust. Apply one coat of Dulux 1 Step Oil Based Primer Sealer Undercoat or Dulux Precision Sealer Binder. Metal Surfaces: Thoroughly degrease and apply Dulux Precision All Metal Primer.</li> </ul>
<b>Application Procedure And Equipment</b>	<ul style="list-style-type: none"> <li>Stir well with a broad flat paddle using an up and down scooping action. Apply two coats of Dulux Theatre Black using a good quality brush to cut in and a short nap roller in good condition for rolling. Allow a minimum of 2 hours dry time between coats. Under hot conditions application can be eased by thinning with up to 50 ml of water per litre. For spraying thin with 10% water.</li> </ul>

Health And Safety			
<b>Using Safety Precautions</b>	For detailed information refer to the product label and the current Material Safety Data Sheet available through Customer Service.		
<b>MSDS Link</b>	<a href="https://go.lupinsys.com/duluxgroup/harms/pm/ac8ca4703bd3b8df8502506975db99b8-published/attachment/nz-sds.pdf">https://go.lupinsys.com/duluxgroup/harms/pm/ac8ca4703bd3b8df8502506975db99b8-published/attachment/nz-sds.pdf</a>		
<b>Health Effects</b>	Splashes to the eye may cause eye irritation. When spraying, inhalation of mists may produce respiratory irritation.	<b>Protective Equipment</b>	Wear eye protection and when spraying wear a dust mask.
<b>In the case of emergency, please call 0800 734 607</b>			

Precautions And Limitations
Avoid exposure to steam and condensation for 48 hours. Avoid forceful contact with Dulux Theatre Black. Do not scrub. Suitable for interior only.

Transport And Storage	
<b>Pack A</b>	690D0112
<b>Size</b>	<b>Weight</b>
1L	1.335 kg
4L	5.165 kg
<b>Dangerous Goods Class</b>	Not dangerous goods.; No special transport requirements.

**Disclaimer**

Dulux, Selleys and Other marks followed by © are registered trademarks. Marks followed by the symbol of ™ are trademarks.

The data provided within the Duspec system is correct at the time of publication, however it is the responsibility of those using this information to check that it is current prior to specifying or using any of these coating/product systems.

DISCLAIMER: Any advice, recommendation, information, assistance or service provided by any of the divisions of DuluxGroup (New Zealand) Pty Ltd or its related entities (collectively, DuluxGroup) in relation to goods manufactured by it or their use and application is given in good faith and is believed by DuluxGroup to be appropriate and reliable. However, any advice, recommendation, information, assistance or service provided by DuluxGroup is provided without liability or responsibility PROVIDED THAT the foregoing shall not exclude, limit, restrict or modify the right entitlements and remedies conferred upon any person or the liabilities imposed upon DuluxGroup by any condition or warranty implied by Commonwealth, State or Territory Act or ordinance void or prohibiting such exclusion limitation or modification. Coating/product systems can be expected to perform as indicated on the Duspec Spec Sheet so long as applications and application procedures of the individual products are followed as recommended on the appropriate Product data Sheet. "DuluxGroup" "Dulux" "Selleys" "Berger" "Berger Gold Label" "Hadrian" "Walpamur" "Levene" "Acratex" and Other marks followed by © are registered trademarks. Marks followed by the symbol ™ are trademarks.

Please note that this document is only valid for 60 days from the date of issue.

DuluxGroup (New Zealand) Pty Ltd 150 Hutt Park Road NZ ACN 133 404 118