

Dulux Design Coloured Chalkboard

NZ_DD02374

Part A	690-D0058
---------------	-----------




Description
Dulux Design Coloured Chalkboard is a water based tintable matt interior effect paint used as a quick convenient way of turning most surfaces into an instant chalkboard.

Features
<ul style="list-style-type: none"> • Flat sheen • Water based • Tintable

Benefits
<ul style="list-style-type: none"> • Suitable for chalkboards • Same day recoat, easy clean up and low odour • Tintable to any colour from an Ultra Deep Base

Uses
Dulux Design Coloured Chalkboard can be applied over previously coated chalkboard surfaces as well as many other areas such as walls and doors including kitchens and children's bedrooms where a matt chalkboard is required. This product is not designed for use on industrially manufactured school chalkboards.

Performance Guide			
Weather	Designed for interior use only. Not recommended for exterior use.	Heat Resistance	Resists temperatures up to 60°C.
Water	Not recommended for wet areas.	Solvent	Sensitive to aromatic hydrocarbons and alcohols.

Typical Properties			
Gloss Level	Flat	Thinner	Not recommended
Colour	Tintable to any colour from an Ultra Deep Base		
Dulux Colour Base	ULTRA DEEP		
Components	1	Number Of Coats	2
Toxicity	Lead free. Dry film is non-toxic and conforms to AS 1647, Part 3.	V.O.C. Level	< 55g/L untinted
Touch Dry	30 Minutes (25°C, 50% RH)		
Clean Up	 Water		
Application Method	  Brush Roller		
Application Conditions	Min	Max	Recommended
Wet Film Per Coat (microns)			
Dry Film Per Coat (microns)			
Recoat Time (min)	2 hours	Indefinite	
Theoretical Spread Rate (m²/L)			16

Application Guide	
Surface Preparation	<ul style="list-style-type: none"> PREVIOUSLY PAINTED SURFACES Scrape off any loose and flaking paint. Fill any imperfections with appropriate filler and sand smooth. Dust off and undercoat with one coat of Dulux 1 Step Acrylic Primer Sealer Undercoat. Previously Painted Chalkboard (not suitable for industrially manufactured school chalkboards): Sand surface. Dust off. Apply one coat of Dulux 1 Step Acrylic Primer Sealer Undercoat. UNPAINTED SURFACES Bare Paperfaced Plasterboard, Cement, Brick: Brush down to remove any surface dust. Apply one coat of Dulux 1 Step Acrylic Sealer Primer Undercoat. Bare Interior Timber: Sand smooth. Dust off. Apply one coat of Dulux 1 Step Acrylic Sealer Primer Undercoat. Bare Set Plaster, Fibrous Plaster, Plasterglass: Brush down to remove any surface dust. Apply one coat of Dulux Precision Sealer Binder Metal Surfaces: Thoroughly degrease and apply Dulux Precision All Metal Primer. Repainting over Dulux Design Coloured Chalkboard - apply one coat of Dulux Acrylic Sealer Undercoat with a medium nap roller and allow to dry. Apply two coats of your chosen interior paint.
Application Procedure And Equipment	<ul style="list-style-type: none"> Stir well with a broad flat paddle using an up and down scooping action. Apply two coats ensuring that the first coat is completely dry before applying the second. Use a good quality brush to cut in and a short nap roller in good condition to achieve the best results - remember using poor or worn rollers can effect the final finish achieved. Avoid using Dulux Design Coloured Chalkboard for at least 48 hours after painting.

Health And Safety			
MSDS Number	DLX002640	Using Safety Precautions	For detailed information refer to the product label and the current Material Safety Data Sheet available through Dulux Customer Service.
MSDS Link	https://go.lupinsys.com/duluxgroup/harms/pm/2f47e74566360711bc538b0494ec569f-published/attachment/nz-sds.pdf		
Health Effects	No adverse effects are expected if the product is handled in accordance with the MSDS and the product label.	Protective Equipment	Avoid eye contact and repeated or prolonged skin contact.
In the case of emergency, please call 0800 734 607			

Precautions And Limitations
All preparation and painting must conform to AS/NSZ 2311: The Painting of Buildings. Do not use at temperatures below 10°C, or when the temperature of the surface may fall below 10°C during the drying period. Avoid exposure to steam and condensation for 48 hours after application. Although the film is dry to touch in 30 minutes, allow 7 days for film to fully cure. To care for the new chalkboard, avoid using it for at least 48 hours after painting. This will allow the chalkboard to be fully hardened and provide the best results. In humid or cool conditions allow a longer drying time of 72 hours. Use normal dusters to remove chalk, however the most effective method of removal is to lightly wash with a damp cloth or sponge.

Transport And Storage	
Pack A	690-D0058
Size	Weight
500 mL	0.716 kg
Dangerous Goods Class	Not dangerous goods. No special transport requirements.

Disclaimer
Dulux, Selleys and Other marks followed by ® are registered trademarks. Marks followed by the symbol of ™ are trademarks.

The data provided within the Duspec system is correct at the time of publication, however it is the responsibility of those using this information to check that it is current prior to specifying or using any of these coating/product systems.

DISCLAIMER: Any advice, recommendation, information, assistance or service provided by any of the divisions of DuluxGroup (New Zealand) Pty Ltd or its related entities (collectively, DuluxGroup) in relation to goods manufactured by it or their use and application is given in good faith and is believed by DuluxGroup to be appropriate and reliable. However, any advice, recommendation, information, assistance or service provided by DuluxGroup is provided without liability or responsibility PROVIDED THAT the foregoing shall not exclude, limit, restrict or modify the right entitlements and remedies conferred upon any person or the liabilities imposed upon DuluxGroup by any condition or warranty implied by Commonwealth, State or Territory Act or ordinance void or prohibiting such exclusion limitation or modification. Coating/product systems can be expected to perform as indicated on the Duspec Spec Sheet so long as applications and application procedures of the individual products are followed as recommended on the appropriate Product data Sheet. "DuluxGroup" "Dulux" "Selleys" "Berger" "Berger Gold Label" "Hadrian" "Walpamur" "Levene" "Acratex" and Other marks followed by ® are registered trademarks. Marks followed by the symbol ™ are trademarks.

Please note that this document is only valid for 60 days from the date of issue.

DuluxGroup (New Zealand) Pty Ltd 150 Hutt Park Road NZ ACN 133 404 118