

Dulux Design Suede Effect

NZ_DD02376

Part A	690-D0099
---------------	-----------

Description

Dulux Design Suede Effect is a matt interior water based paint which is applied from the can to achieve a stylish finish which echoes the look of suede. The second or final coat must be applied with a wide brush to achieve the suede effect. Apply in a random action, overlapping brushstrokes to achieve an even finish. Dulux Design Suede Effect can also be applied by ragging and sponging.

Features

- Fashionable paint effect
- One product system
- Little expertise needed
- Water based

Benefits




- Adds interest and style to any room
- Quicker and more economical than hiring an expert
- Uncomplicated and easy to apply by brush or roller
- Hides plastering imperfections in walls and ceilings

Uses

Dulux Design Suede Effect has been formulated as a one product system that provides the soft look of brushed suede. It has been formulated to have sufficient open time to work the product in the random pattern that is required to achieve the effect. Used on feature walls in rooms such as bedrooms and living rooms. Not suitable for high wear situations, wet areas or surfaces with varying porosity.

Performance Guide

Weather	Recommended for interior use.	Heat Resistance	Resists up to 60C.
Water	Allow 48 hours to dry before exposing to steam or condensation - longer in cooler temperatures	Solvent	Sensitive to hydrocarbons.
Abrasion	Resists mild burnishing.		

Typical Properties			
Gloss Level	Matt	Thinner	Not recommended
Colour	Can be tinted to >15 colours		
Dulux Colour Base	SUEDE		
Components	1	Number Of Coats	2
Toxicity	Lead free. Dry film is non toxic and conforms to AS1647, Part 3.	V.O.C. Level	< 110g/L untinted
Touch Dry	1 - 2 hours (25°C, 50% RH)		
Clean Up	 Water		
Application Method	  Brush Roller		
Application Conditions	Min	Max	Recommended
	Wet Film Per Coat (microns)		188
	Dry Film Per Coat (microns)		75
	Recoat Time (min)		
	Theoretical Spread Rate (m ² /L)		8

Application Guide	
Surface Preparation	<ul style="list-style-type: none"> PREVIOUSLY PAINTED SURFACES DULUX Design Suede can be applied over previously painted surfaces that are in good condition. For optimum appearance a perfectly smooth surface free of defects is required. Clean surface with sugar soap and remove any loose and flaking paint. Apply one coat of Dulux 1 Step Acrylic Sealer Primer Undercoat to areas which have been repaired, or have an uneven gloss level, or painted in dark colours. UNPAINTED SURFACES Bare Paperfaced Plasterboard, Cement, Brick: Brush down to remove any surface dust. Apply one coat of Dulux 1 Step Acrylic Sealer Primer Undercoat. Bare Interior Timber: Sand smooth. Dust off. Apply one coat of Dulux 1 Step Acrylic Sealer Primer Undercoat. Bare Set Plaster, Fibrous Plaster, Plasterglass: Brush down to remove any surface dust. Apply one coat of Dulux Precision Sealer Binder. Metal Surfaces: Thoroughly degrease and apply Dulux Precision All Metal Primer. <p>Dulux Design Suede is not suitable for porous surfaces and will have a patchy appearance if applied over surfaces of uneven porosity.</p>
Application Procedure And Equipment	<ul style="list-style-type: none"> To ensure evenness of colour, pour all cans of Dulux Suede Effect into a clean dry container. Stir thoroughly prior to use to ensure even distribution of effect particles. Before you begin, test your chosen application method on a large piece of board. Dulux Suede Effect requires two coats to achieve the desired effect, which will take 30 minutes to become apparent at 25°C. Working in small sections (approximately 1m x 1m), apply paint with a brush to areas not accessible with a roller. The first coat can be applied with a brush or roller. The second or final coat must be applied with a wide brush in a random brush stroke action to achieve the suede effect. Make sure to overlap brushed areas to achieve an even effect. Avoid touching up. Rolling alone is not recommended.

Health And Safety			
MSDS Number	DLX002637	Using Safety Precautions	For detailed information refer to the product label and the current Material Safety Data Sheet available through Customer Service.
MSDS Link	https://go.lupinsys.com/duluxgroup/harms/pm/cc3c4b0d270007768083c50cf2e05885-published/attachment/nz-sds.pdf		
Health Effects	Splashes to the eye may cause eye irritation.	Protective Equipment	Wear eye protection.
In the case of emergency, please call 0800 734 607			

Precautions And Limitations

All preparation and painting must conform to AS/NSZ 2311: The Painting of Buildings. The temperature must be between 10°C and 30°C during application, and remain above 10°C during drying. Under cool or humid conditions, allow longer times to dry. Due to large particles present in this product, it is not recommended for spraying. The paintwork can be gently cleaned with a cloth that has been dampened with detergent solution. Not suitable for high traffic or high wear situations. The first coat in particular, will appear lighter in colour than the colour card when applied over porous surfaces.

Transport And Storage

Pack A	690-D0099
Size	Weight
1L	1.363 kg
4L	5.277 kg
Dangerous Goods Class	Not dangerous goods. No special transport requirements.

Disclaimer

Dulux, Selleys and Other marks followed by ® are registered trademarks. Marks followed by the symbol of ™ are trademarks.

The data provided within the Duspec system is correct at the time of publication, however it is the responsibility of those using this information to check that it is current prior to specifying or using any of these coating/product systems.

DISCLAIMER: Any advice, recommendation, information, assistance or service provided by any of the divisions of DuluxGroup (New Zealand) Pty Ltd or its related entities (collectively, DuluxGroup) in relation to goods manufactured by it or their use and application is given in good faith and is believed by DuluxGroup to be appropriate and reliable. However, any advice, recommendation, information, assistance or service provided by DuluxGroup is provided without liability or responsibility PROVIDED THAT the foregoing shall not exclude, limit, restrict or modify the right entitlements and remedies conferred upon any person or the liabilities imposed upon DuluxGroup by any condition or warranty implied by Commonwealth, State or Territory Act or ordinance void or prohibiting such exclusion limitation or modification. Coating/product systems can be expected to perform as indicated on the Duspec Spec Sheet so long as applications and application procedures of the individual products are followed as recommended on the appropriate Product data Sheet. "DuluxGroup" "Dulux" "Selleys" "Berger" "Berger Gold Label" "Hadrian" "Walpamur" "Levene" "Acratex" and Other marks followed by ® are registered trademarks. Marks followed by the symbol ™ are trademarks.

Please note that this document is only valid for 60 days from the date of issue.

DuluxGroup (New Zealand) Pty Ltd 150 Hutt Park Road NZ ACN 133 404 118