

**Dulux Design Stainless Steel Effect**

**NZ\_DD02378**

<b>Part A</b>	690-D0104
---------------	-----------





<b>Description</b>
Dulux Stainless Steel Effect gives a sleek, stylish stainless steel appearance to feature walls, architectural features and home accessories.

<b>Features</b>
<ul style="list-style-type: none"> <li>• Gives a sleek, stylish stainless steel appearance</li> <li>• Water based</li> <li>• Interior only</li> </ul>

<b>Benefits</b>
<ul style="list-style-type: none"> <li>• Washes up in water</li> <li>• Ideal for feature walls, architectural features and home accessories</li> </ul>

<b>Uses</b>
Dulux Stainless Steel Effect gives a sleek, stylish stainless steel appearance to interior feature walls, architectural features and home accessories.

<b>Performance Guide</b>			
<b>Weather</b>	Interior only.	<b>Water</b>	Avoid exposure to steam and condensation for 48 hours. Not suitable for wet areas.

<b>Typical Properties</b>			
<b>Thinner</b>	Recommended for spraying only. Thin with 5% water.	<b>Colour</b>	Light silvery grey. Available in one colour only.
<b>Components</b>	1	<b>Number Of Coats</b>	3-4 thin coats
<b>V.O.C. Level</b>	<100 g/L	<b>Touch Dry</b>	30 minutes (25°C, 50% RH)
<b>Clean Up</b>	 Water		
<b>Application Method</b>	   Air Spray    Brush    Roller		
<b>Application Conditions</b>		<b>Min</b>	<b>Max</b> <b>Recommended</b>
	<b>Wet Film Per Coat (microns)</b>		
	<b>Dry Film Per Coat (microns)</b>		
	<b>Recoat Time (min)</b>	3 hours	
	<b>Theoretical Spread Rate (m<sup>2</sup>/L)</b>	12	14

Application Guide	
<b>Surface Preparation</b>	<ul style="list-style-type: none"> <li>Ensure all surfaces are clean and dry prior to application. Brush down to remove dust.</li> </ul> <p>PREVIOUSLY PAINTED SURFACES Wash down with sugar soap solution and rinse with clean water to remove any dirt, oil or grease. In cases where mould or mildew is present, use Dulux Prep Wash. Surfaces must be sanded to remove loose, peeling, flaking or chalky paint. Sand all gloss and semi gloss surfaces to a dull finish and wipe down with a damp cloth to remove surface dust. Apply one coat of Dulux Acrylic Sealer Undercoat or Dulux 1Step® Acrylic Primer Sealer Undercoat to any areas that have been repaired or which have an uneven gloss level. Bare Paperfaced Plasterboard, Cement Sheet and Brick: Brush down to remove any surface dust. Apply one coat of Dulux 1Step® Acrylic Primer Sealer Undercoat or Dulux Acrylic Sealer Undercoat. Bare Interior Timber: Sand smooth. Dust off. Apply one coat of Dulux 1Step® Acrylic Primer Sealer Undercoat. Bare Set Plaster, Fibrous Plaster and Plasterglass: Brush down to remove any surface dust. Apply one coat of Dulux Precision Sealer Binder. Metal: Thoroughly degrease and apply Dulux Precision All Metal Primer. Allow 24 hours dry time prior to the application of Dulux Stainless Steel effect.</p>
<b>Application Procedure And Equipment</b>	<ul style="list-style-type: none"> <li>Stir thoroughly prior to use. Before you begin, test your chosen application method on a large piece of board. Mask off adjacent walls, skirting boards and cornices. Brush around the edges of the wall. Apply the first coat with a medium nap roller using light, even pressure. Take the roller as close to the edge as possible to cover the brush marks. Working in small sections, apply the second coat with a roller. While the paint is still wet, drag the brush in a random pattern. Best results are achieved by lightly brushing in one direction or reworking paint to achieve a brushed stainless steel effect. Make sure to overlap brushed areas to achieve an even effect. Avoid touching up. Spraying: On broad wall areas application by spray is recommended as this will give a more authentic look. Thin with 5% water if required. Apply 3-4 thin coats to achieve the desired effect and coverage. Thinning: Recommended for spraying only. Thin with 5% water.</li> </ul>

Health And Safety			
<b>MSDS Number</b>	DLX002634	<b>Using Safety Precautions</b>	For further product or application advice or a Safety Data Sheet contact Dulux Customer Service AUST 13 23 77, NZ 0800 800 424. For special medical advice and emergencies call AUST 1800 033 111, NZ 0800 734 607. If poisoning occurs, contact a Doctor or Poisons Information Centre (AUST: 131 126; NZ 0800 764 766).
<b>MSDS Link</b>	<a href="https://go.lupinsys.com/duluxgroup/harms/pm/2f47e74566360711bc538b0494f1f6b6-published/attachment/nz-sds.pdf">https://go.lupinsys.com/duluxgroup/harms/pm/2f47e74566360711bc538b0494f1f6b6-published/attachment/nz-sds.pdf</a>		
<b>Flammability</b>	If involved in a fire use water fog, foam or dry agents. Avoid breathing products of combustion (Only for >4L).	<b>Personal</b>	Avoid contact with skin and eyes or breathing vapour and spray mist. Use only in well ventilated areas.
<b>Protective Equipment</b>	Wear waterproof gloves and safety glasses.	<b>Storage</b>	Store in a cool dry area, protected from frost.
<b>Disposal</b>	Slippery when spilt, clean up immediately. Do not contaminate storm water with paint or paint washings. Do not pour left over paint down the drain. Empty paint containers should be left open in a well ventilated area to dry out. When dry, recycle the container via recycling programs. Disposal of empty containers via domestic recycling programs may differ between local authorities. Check with your local council first. Alternatively, keep unwanted paint in sealed containers for disposal via special chemical waste collections.	<b>Handling</b>	Keep out of reach of children. Wash hands after use.
<b>Other</b>	SWALLOWED: Rinse mouth with water. If swallowed, do NOT induce vomiting. Give a glass of water. EYE: If in eyes, hold eyes open, flush with running water for at least 15 minutes. SKIN: If skin contact occurs, remove contaminated clothing and wash skin thoroughly. INHALED: Remove from contaminated area.		
<b>In the case of emergency, please call 0800 734 607</b>			

Precautions And Limitations
Not suitable for high wear situations, wet areas or absorbent surfaces. Temperatures must be above 10°C and below 30°C during application and drying. Under cooler or more humid conditions allow longer drying times between coats. Avoid exposure to steam and condensation for 48 hours.

Transport And Storage	
<b>Pack A</b>	690-D0104
<b>Size</b>	<b>Weight</b>
500 mL	752 g
1L	1.4 kg

**Disclaimer**

Dulux, Selleys and Other marks followed by ® are registered trademarks. Marks followed by the symbol of ™ are trademarks.

The data provided within the Duspec system is correct at the time of publication, however it is the responsibility of those using this information to check that it is current prior to specifying or using any of these coating/product systems.

DISCLAIMER: Any advice, recommendation, information, assistance or service provided by any of the divisions of DuluxGroup (New Zealand) Pty Ltd or its related entities (collectively, DuluxGroup) in relation to goods manufactured by it or their use and application is given in good faith and is believed by DuluxGroup to be appropriate and reliable. However, any advice, recommendation, information, assistance or service provided by DuluxGroup is provided without liability or responsibility PROVIDED THAT the foregoing shall not exclude, limit, restrict or modify the right entitlements and remedies conferred upon any person or the liabilities imposed upon DuluxGroup by any condition or warranty implied by Commonwealth, State or Territory Act or ordinance void or prohibiting such exclusion limitation or modification. Coating/product systems can be expected to perform as indicated on the Duspec Spec Sheet so long as applications and application procedures of the individual products are followed as recommended on the appropriate Product data Sheet. "DuluxGroup" "Dulux" "Selleys" "Berger" "Berger Gold Label" "Hadrian" "Walpamur" "Levene" "Acratex" and Other marks followed by ® are registered trademarks. Marks followed by the symbol ™ are trademarks.

Please note that this document is only valid for 60 days from the date of issue.

DuluxGroup (New Zealand) Pty Ltd 150 Hutt Park Road NZ ACN 133 404 118