

**Dulux Design Gold Effect**

**NZ\_DD02379**

<b>Part A</b>	690-D0105
---------------	-----------





<b>Description</b>
Dulux Gold Effect is a luxurious finish that creates the look of shimmering gold. Ideal for feature walls, trim areas or furniture.

<b>Features</b>
<ul style="list-style-type: none"> <li>Creates the look of shimmering gold</li> <li>Water based</li> <li>Suitable for interior use only.</li> </ul>

<b>Benefits</b>
<ul style="list-style-type: none"> <li>Ideal for feature walls, trim areas or furniture</li> <li>Tintable. Available in 5 colours</li> </ul>

<b>Uses</b>
Add a touch of luxury and sophistication with Dulux Gold Effect. Ideal for interior feature walls, trim areas or furniture.

<b>Performance Guide</b>			
<b>Weather</b>	Suitable for interior use only.	<b>Water</b>	Avoid exposure to steam and condensation for 48 hours. Not suitable for wet areas.

<b>Typical Properties</b>			
<b>Thinner</b>	Not recommended	<b>Colour</b>	Tintable. Available in 5 colours.
<b>Components</b>	1	<b>Number Of Coats</b>	2
<b>V.O.C. Level</b>	<41g/L	<b>Touch Dry</b>	1 hour (25°C, 50% RH)
<b>Clean Up</b>	 Water		
<b>Application Method</b>	   Air Spray    Brush    Roller		
<b>Application Conditions</b>	<b>Min</b>	<b>Max</b>	<b>Recommended</b>
Wet Film Per Coat (microns)			100
Dry Film Per Coat (microns)			40
Recoat Time (min)	4 hours	Indefinite	
Theoretical Spread Rate (m <sup>2</sup> /L)			10

Application Guide	
<b>Surface Preparation</b>	<ul style="list-style-type: none"> <li>Ensure all surfaces are clean and dry prior to application. Brush down to remove dust.</li> </ul> <p>PREVIOUSLY PAINTED SURFACES Wash down with sugar soap solution and rinse with clean water to remove any dirt, oil or grease. In cases where mould or mildew is present, use Dulux Prep Wash. Surfaces must be sanded to remove loose, peeling, flaking or chalky paint. Sand all gloss and semi gloss surfaces to a dull finish and wipe down with a damp cloth to remove surface dust. Apply one coat of Dulux Acrylic Sealer Undercoat or Dulux 1Step® Acrylic Primer Sealer Undercoat to any areas that have been repaired or which have an uneven gloss level. Bare Paperfaced Plasterboard, Cement Sheet and Brick: Brush down to remove any surface dust. Apply one coat of Dulux 1Step® Acrylic Primer Sealer Undercoat or Dulux Acrylic Sealer Undercoat. Bare Interior Timber: Sand smooth. Dust off. Apply one coat of Dulux 1Step® Acrylic Primer Sealer Undercoat. Bare Set Plaster, Fibrous Plaster and Plasterglass: Brush down to remove any surface dust. Apply one coat of Dulux Precision Sealer Binder. Metal Surfaces: Thoroughly degrease and apply Dulux Precision All Metal Primer.</p>
<b>Application Procedure And Equipment</b>	<ul style="list-style-type: none"> <li>To ensure evenness of colour, pour all cans of Dulux Gold Effect into a clean dry container. Stir thoroughly prior to use to ensure even distribution of gold effect particles. Before you begin, test your chosen application method on a large piece of board. Mask off adjacent walls, skirting boards and cornices. Brush Dulux Gold Effect around the edges of the wall. Apply the first coat with a medium nap roller using light, even pressure. Take the roller as close to the edge as possible to cover the brush marks. Working in small sections, apply the second coat with a roller. While the paint is still wet, drag the brush in a random pattern. Make sure to overlap brushed areas to achieve an even effect. Avoid touching up. Rolling alone of the final coat is not recommended.</li> </ul>

Health And Safety			
<b>MSDS Number</b>	DLX002633	<b>Using Safety Precautions</b>	For further product or application advice or a Safety Data Sheet contact Dulux Customer Service AUST 13 23 77, NZ 0800 800 424. For special medical advice and emergencies call AUST 1800 033 111, NZ 0800 734 607. If poisoning occurs, contact a Doctor or Poisons Information Centre (AUST: 131 126; NZ 0800 764 766).
<b>MSDS Link</b>	<a href="https://go.lupinsys.com/duluxgroup/harms/pm/d4e23b6d2205e0388a72f496163cda23-published/attachment/nz-sds.pdf">https://go.lupinsys.com/duluxgroup/harms/pm/d4e23b6d2205e0388a72f496163cda23-published/attachment/nz-sds.pdf</a>		
<b>Personal</b>	Avoid contact with skin and eyes or breathing vapour and spray mist. Natural ventilation should be adequate under normal use conditions.	<b>Fire Suppression</b>	If involved in a fire use water fog, foam or dry agents. Avoid breathing products of combustion (Only for >4L).
<b>Protective Equipment</b>	Wear safety glasses and impervious gloves. When spraying wear a dust mask or respirator.	<b>Disposal</b>	Slippery when spilt, clean up immediately. Do not contaminate storm water with paint or paint washings. Do not pour left over paint down the drain. Empty paint containers should be left open in a well ventilated area to dry out. When dry, recycle the container via recycling programs. Disposal of empty containers via domestic recycling programs may differ between local authorities. Check with your local council first. Alternatively, keep unwanted paint in sealed containers for disposal via special chemical waste collections.
<b>Handling</b>	Keep out of reach of children. Wash hands after use.	<b>Other</b>	SWALLOWED: Rinse mouth with water. If swallowed, do NOT induce vomiting. Give a glass of water. EYE: If in eyes, hold eyes open, flush with running water for at least 15 minutes. SKIN: If skin contact occurs, remove contaminated clothing and wash skin thoroughly. INHALED: Remove from contaminated area.
<b>In the case of emergency, please call 0800 734 607</b>			

Precautions And Limitations
<p>Not suitable for high wear situations, wet areas or absorbent surfaces. Visible brushstrokes are a characteristic of metallic and pearlescent paints and it is for this reason that we do not recommend application with a paint roller alone for the final coat. Do not apply in high humidity, below 10°C or above 30°C. Dulux Gold Effect can be gently cleaned with a damp cloth.</p>

Transport And Storage	
<b>Pack A</b>	690-D105
<b>Size</b>	<b>Weight</b>
500 mL	660 g
1L	1.27 Kg
<b>Dangerous Goods Class</b>	Not dangerous goods. No special transport requirements.

**Disclaimer**

Dulux, Selleys and Other marks followed by ® are registered trademarks. Marks followed by the symbol of ™ are trademarks.

The data provided within the Duspec system is correct at the time of publication, however it is the responsibility of those using this information to check that it is current prior to specifying or using any of these coating/product systems.

DISCLAIMER: Any advice, recommendation, information, assistance or service provided by any of the divisions of DuluxGroup (New Zealand) Pty Ltd or its related entities (collectively, DuluxGroup) in relation to goods manufactured by it or their use and application is given in good faith and is believed by DuluxGroup to be appropriate and reliable. However, any advice, recommendation, information, assistance or service provided by DuluxGroup is provided without liability or responsibility PROVIDED THAT the foregoing shall not exclude, limit, restrict or modify the right entitlements and remedies conferred upon any person or the liabilities imposed upon DuluxGroup by any condition or warranty implied by Commonwealth, State or Territory Act or ordinance void or prohibiting such exclusion limitation or modification. Coating/product systems can be expected to perform as indicated on the Duspec Spec Sheet so long as applications and application procedures of the individual products are followed as recommended on the appropriate Product data Sheet. "DuluxGroup" "Dulux" "Selleys" "Berger" "Berger Gold Label" "Hadrian" "Walpamur" "Levene" "Acratex" and Other marks followed by ® are registered trademarks. Marks followed by the symbol ™ are trademarks.

Please note that this document is only valid for 60 days from the date of issue.

DuluxGroup (New Zealand) Pty Ltd 150 Hutt Park Road NZ ACN 133 404 118