

Dulux 1 Step Prep Water Based Primer Sealer Undercoat

NZ_DD02460

Part A	630-D0131
Approvals	Environmental Choice

Description

Dulux 1 Step Prep is your first step toward a superior long lasting paint finish. With mould resistance and stain blocking of tannin and flash rust, Dulux 1 Step Prep ensures your interior or exterior paint shines now and into the future. Use Dulux 1 Step Prep for most paintable surfaces around your home including interior and exterior walls, ceilings, doors, windows, trim, and especially where mould is a problem including kitchens, bathrooms & outside areas.

- Features**
- Excellent coverage
 - Superior adhesion
 - Mould resistant
 - Recoatable with all systems
 - Water based
 - Multipurpose






- Benefits**
- Obliterates substrate
 - Sticks to substrates increasing life of paint system.
 - Helps resist mould growth
 - Use under acrylic or oil based topcoats
 - Easy clean up, low odour.
 - One product primes, seals and undercoats.

Uses

Interior and exterior surfaces including paperfaced plasterboard, timber, MDF, brick, render, masonry, concrete, cement sheet, Zinalume®, galvanised iron, PVC and previously painted surfaces. For set plaster, use Dulux PRECISION® Sealer Binder.

Performance Guide

Weather	Excellent when used as part of approved system.	Heat Resistance	Up to 70C.
Water	Excellent when topcoated with approved topcoat.	Solvent	Sensitive to aromatic hydrocarbons, alcohols and ketones.
Abrasion	Good when topcoated.		

Typical Properties																											
Gloss Level	Low Sheen	Colour	White, may be tinted up to 28ml (1Y) per litre.																								
Components	1	Number Of Coats	1																								
Toxicity	Lead free. Dry film is non-toxic.	V.O.C. Level	< 40g/L untinted																								
Touch Dry	20 minutes																										
Clean Up	 Water																										
Clean Up Description	Clean all equipment with water.																										
Application Method	    Air Spray Airless Spray Brush Roller																										
Application Conditions	<table border="0" style="width: 100%;"> <tr> <td style="text-align: center;">Solids By Volume</td> <td style="text-align: center;">43</td> <td></td> <td></td> </tr> <tr> <td></td> <td style="text-align: center;">Min</td> <td style="text-align: center;">Max</td> <td style="text-align: center;">Recommended</td> </tr> <tr> <td>Wet Film Per Coat (microns)</td> <td></td> <td></td> <td style="text-align: center;">71</td> </tr> <tr> <td>Dry Film Per Coat (microns)</td> <td></td> <td></td> <td style="text-align: center;">31</td> </tr> <tr> <td>Recoat Time (min)</td> <td style="text-align: center;">2 Hours</td> <td></td> <td></td> </tr> <tr> <td>Theoretical Spread Rate (m²/L)</td> <td></td> <td></td> <td style="text-align: center;">14</td> </tr> </table>			Solids By Volume	43				Min	Max	Recommended	Wet Film Per Coat (microns)			71	Dry Film Per Coat (microns)			31	Recoat Time (min)	2 Hours			Theoretical Spread Rate (m²/L)			14
Solids By Volume	43																										
	Min	Max	Recommended																								
Wet Film Per Coat (microns)			71																								
Dry Film Per Coat (microns)			31																								
Recoat Time (min)	2 Hours																										
Theoretical Spread Rate (m²/L)			14																								

Application Guide	
Surface Preparation	<ul style="list-style-type: none"> All surfaces must be thoroughly clean and free of all loose dirt, grease, mould, surface chalk and loose or flaking paint. New timber surfaces should be sanded smooth and dusted down prior to priming. Fill nail holes, imperfections and cracks with a suitable filler, sand and dust off. If applying to new paperfaced plasterboard with jointing compound, a second coat may be required to ensure an even finish. For set plaster, use Dulux PRECISION® Sealer Binder.
Application Procedure And Equipment	<ul style="list-style-type: none"> Brush, roller, conventional or airless spray. Stir contents thoroughly before and during use. <p>BRUSH: Wet brushes with water prior to use to avoid clogging. Apply a full even coat direct from the container.</p> <p>ROLLER: Using a medium nap roller apply a full even coat direct from the container and finish by light parallel strokes with a dry roller.</p> <p>AIRLESS/CONVENTIONAL SPRAY: Suitable for application by all standard spray equipment. If necessary thin with up to 100ml per litre of water to aid atomisation.</p> <ul style="list-style-type: none"> When painting exterior surfaces, ensure topcoat is applied no more than one week after application.

Health And Safety			
MSDS Number	DLXNZLEN002997		
MSDS Link	https://go.lupinsys.com/duluxgroup/harms/public/materials/ee84e3a12b701ff3a871c61f5d171464-published/individual		
Health Effects	For detailed information refer to the product label and the current Material Safety Data Sheet available through Customer Service. Splashes to the eye may cause eye irritation. When spraying, inhalation of mists may produce respiratory irritation.	Protective Equipment	Wear eye protection and when spraying wear a dust mask.
In the case of emergency, please call 0800 734 607			

Precautions And Limitations
All preparation and painting must conform to AS2311: The Painting of Buildings. Do not overspread or exceed 14.0 square metres per litre per coat. In hot weather, rinse brush every half hour or use two and keep one standing in water. Do not apply if temperature is under 10C, or when temperature of surface may fall below 10C during the drying period, otherwise film formation will not be complete and poor properties will result.

Transport And Storage			
Pack A	630-D0131	Shipment Name	Not dangerous goods. No special transport requirements.
Size		Weight	
500mL		0.6Kg	
1L		1.3Kg	
2L		2.6Kg	
4L		5.4Kg	
10L		13.4Kg	
Flash Point	NA	UN Number	NA
Dangerous Goods Class	NA	Package Group	NA

Disclaimer

Dulux, Selleys and Other marks followed by ® are registered trademarks. Marks followed by the symbol of ™ are trademarks.

The data provided within the Duspec system is correct at the time of publication, however it is the responsibility of those using this information to check that it is current prior to specifying or using any of these coating/product systems.

DISCLAIMER: Any advice, recommendation, information, assistance or service provided by any of the divisions of DuluxGroup (New Zealand) Pty Ltd or its related entities (collectively, DuluxGroup) in relation to goods manufactured by it or their use and application is given in good faith and is believed by DuluxGroup to be appropriate and reliable. However, any advice, recommendation, information, assistance or service provided by DuluxGroup is provided without liability or responsibility PROVIDED THAT the foregoing shall not exclude, limit, restrict or modify the right entitlements and remedies conferred upon any person or the liabilities imposed upon DuluxGroup by any condition or warranty implied by Commonwealth, State or Territory Act or ordinance void or prohibiting such exclusion limitation or modification. Coating/product systems can be expected to perform as indicated on the Duspec Spec Sheet so long as applications and application procedures of the individual products are followed as recommended on the appropriate Product data Sheet. "DuluxGroup" "Dulux" "Selleys" "Berger" "Berger Gold Label" "Hadrian" "Walpamur" "Levene" "Acratex" and Other marks followed by ® are registered trademarks. Marks followed by the symbol ™ are trademarks.

Please note that this document is only valid for 60 days from the date of issue.

DuluxGroup (New Zealand) Pty Ltd 150 Hutt Park Road NZ ACN 133 404 118